

Communicator 5 Accessible Apps - Accessible Audible: Quick Guide

This document provides instructions on how to use the Accessible Audible App to navigate libraries and listen to audiobooks.


Requirements: To use Accessible Audible to listen to audiobooks, you will need an Audible account. Make sure to have Audible login credentials available. An unlocked device with access to the internet is also required.

Note: Refer to the **Getting Started with Communicator 5 Accessible Apps Quick Guide** for instructions on how to set up the Communicator 5 Home Page with the accessible apps collection.


Launch Accessible Audible



Launch Communicator 5



On Communicator 5 Home Page, select Accessible Audible to launch it



Accessible Audible home control toolbar appears on the left

Open Audible Home Page

- If using Accessible Audible for the first time or previously logged out, use the **Login and Info** button below to log in

Log into Audible for first-time user or previously logged out account
*Refer to the **Accessible Audible Login** section below for details*

Return to the Communicator 5 Home Page

Accessible Audible Login

After selecting **Login and Info** on the home control toolbar, the left toolbar provides buttons for logging in, logging out, and more.

Continue to Audible Home Page
Refer to **Home Page Toolbar** section below for details

Sign in to Audible

Sign out from Audible

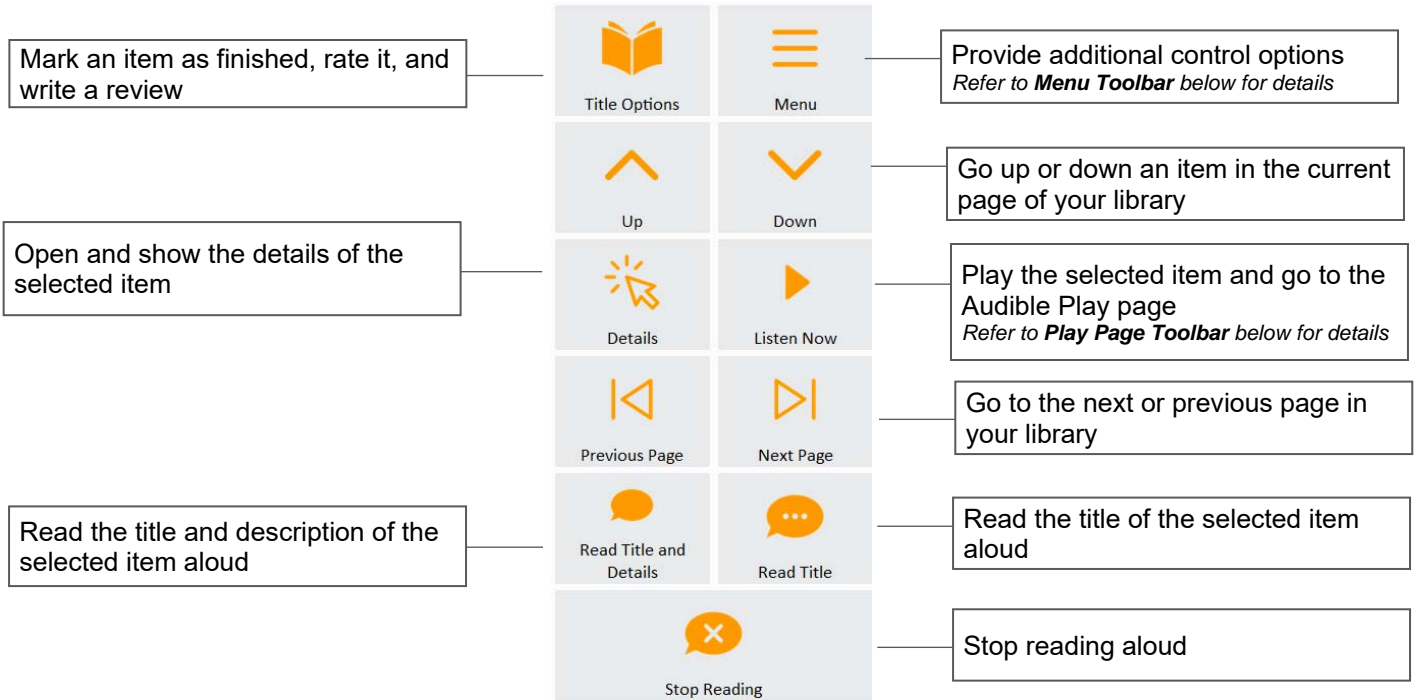
Return to the Communicator 5 Home Page

- **Email and Password** – bring up Communicator 5 keyboard to enter information
- **Sign In**

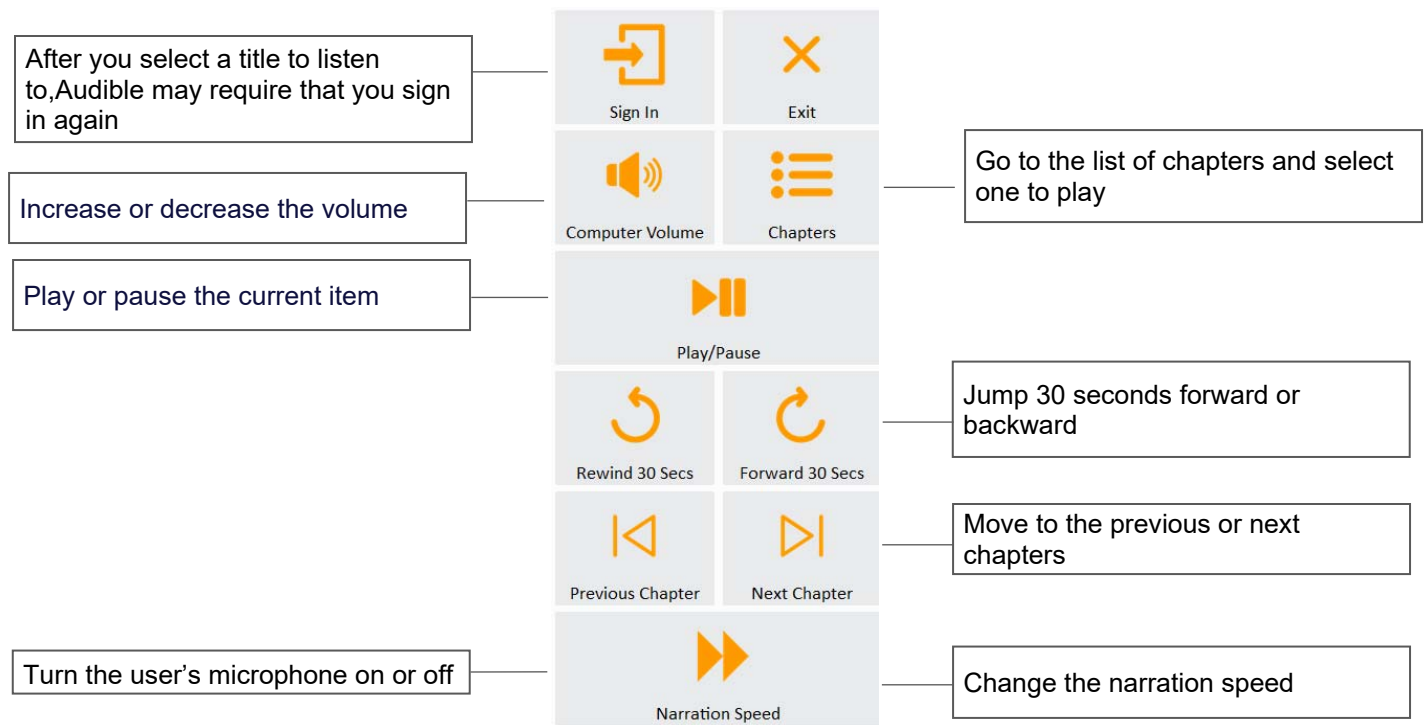
Navigate Your Library in Audible

After launching Accessible Audible and logging in, the Home Page and Library Toolbar provide buttons for all the capabilities of Audible in an easy and more accessible way.

Library Toolbar



Play Page Toolbar



Menu Toolbar

