




Activities-to-Go: Teacher Guide

Theme: **Inventions** | Unit: **Be an Inventor**



What's the Big Idea?

Anyone who sees a problem and uses their imagination to solve it is an inventor.

Order of Activities		Vocabulary	
 Main Activities	<ol style="list-style-type: none">1. Hidden Picture/Web2. Vocabulary3. Book4. Writing5. Recipe-Craft6. Bingo7. Board Game8. Quiz	A Level A	<ol style="list-style-type: none">1. inventor2. imagine3. create4. fix
 Additional Supports	<p>Activity Schedule Classroom Support Student Reward Chart</p>	B Level B	<ol style="list-style-type: none">1. inventor2. fix3. bounce4. frozen
 Speech & Language	<p>Find the Object Following Directions</p>	C Level C	<ol style="list-style-type: none">1. inventor2. code3. tools4. ingredients



Suggested Books

Mistakes that Worked: 40 Familiar Inventions and How They Came to Be

by Charlotte Foltz Jones & John O'Brien

So You Want to Be an Inventor by Judith St. George & David Small

Teacher Tips

Learning Tips



Read it Again:

Repetition boosts comprehension, expression, and engagement. The more we practice, the more independent our learner becomes.

- Each time you turn the page of a book or do an activity, pause and offer an open-ended comment. Then wait for and expect participation.



Introduce New Words:

The more words we expose them to, the more they will know, use, and understand.

- Use the search and edit features in Snap Core First to find or add targeted words.
- If you can't find a word like blob, talk around it! Find words that describe it, like soft, blue, or silly.



Extend Thematic Learning:

Notice when your student is particularly engaged by a topic. Extend that learning by creating books or activities with Boardmaker 7.

Communication Tips



Be Prepared:

Make sure their communication system is always available to both you and your AAC communicator.

- If you are using the attached print Core First Communication Book, review the location of core words, so you have a general idea where to find them.



Show Them:

Point to words as you say them. It's amazing how often we use core words.

- Go Slow; it's okay for you to learn along with them. They'll use it if you do.
- Print your own Core First Communication Book or download Snap Core First.



Learn Together:

If the Core First Communication Book or Snap Core First are new to you, that's no problem. You can learn right along with your student. As you search for a word, then point to it, and say it, you are modeling how to learn about AAC and use it.

For a Free Trial of Boardmaker 7:

Use our templates to create your own boards, matching activities, schedules and more.

Scan QR code or [click here](#)



Snap Core First® is a symbol-based communication app that gets users communicating quickly and allows them to stay engaged as they grow and develop.

Scan QR code or [click here](#)

