

Communicator 5 Accessible Apps - Accessible Spotify: Quick Guide

This document provides instructions on how to use Accessible Spotify within the Communicator 5 Accessible Apps collection to stream music content and enjoy all the Spotify capabilities.

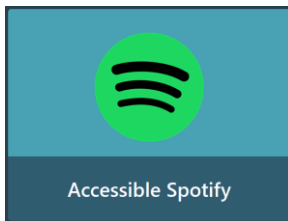
Requirements: To use Accessible Spotify, a Spotify account is required. Make sure to have Spotify login credentials available. An unlocked device with access to the Internet is also required.

Note: Refer to the **Getting Started with Communicator 5 Accessible Apps Quick Guide** for instructions on how to set up Communicator 5 Home Page with the accessible apps collection.

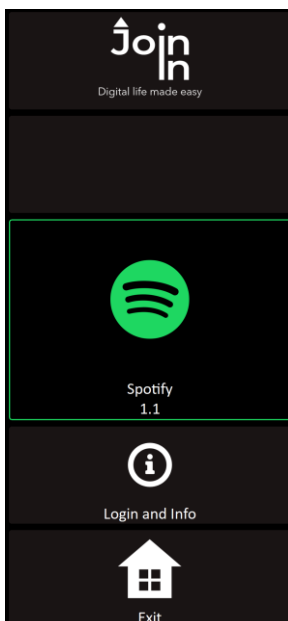
Launch Accessible Spotify



Launch Communicator 5



On Communicator 5 Home Page, select Accessible Spotify to launch it



Accessible Spotify home control toolbar appears on the left

Open Spotify Home Page

- If logged in previously, Home Page shows the personalized music lists
- If using Accessible Spotify for the first time or previously logged out, use the **Login and Info** button below to log in

Log into Spotify for first-time Accessible Spotify user or previously logged out account

*Refer to the **Accessible Spotify Login** section below for details*

Return to the Communicator 5 Home Page

Accessible Spotify Login

After selecting **Login and Info** on the home control toolbar, the left toolbar provides buttons for logging in, logging out and more.

Open the main control toolbar (left) and Spotify Home Page (right)

Open Accessible Spotify online training cards

Open Spotify Log In page

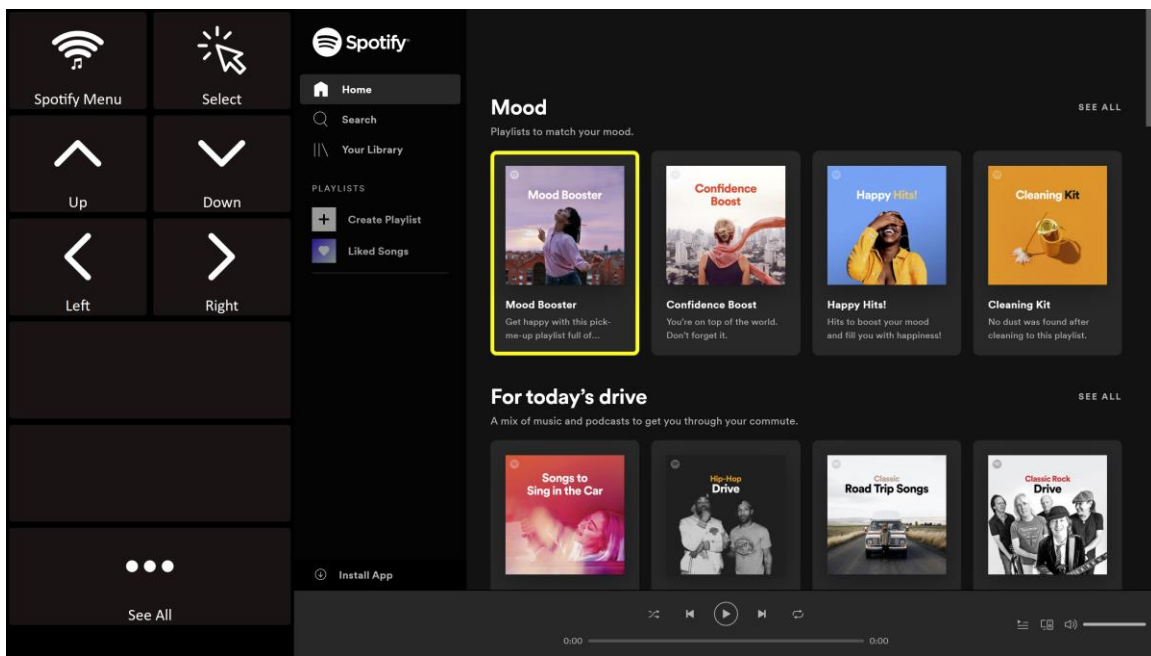
Log out from Spotify

Return to the Communicator 5 Home Page

- **Username and Password** – bring up Communicator 5 keyboard to enter information
- **Log In**

Navigate and Listen to Spotify Music

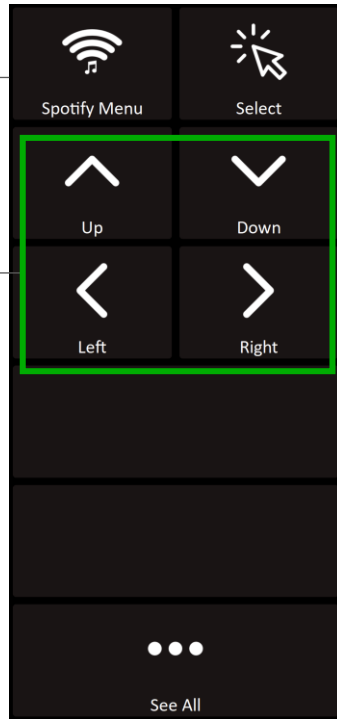
After launching Accessible Spotify and logging in, the control toolbar provides buttons for all the capabilities of Spotify in an easy and more accessible way.



Main Control Toolbar

Switch to Menu Toolbar
(Refer to **Menu Toolbar** below for details)

Navigate the current screen and highlight the selected item



Open the selected item (a playlist, an album, a song, or an artist etc.) and provide control to navigate, play and manage music

Show additional items in the current category (when available)

Menu Toolbar

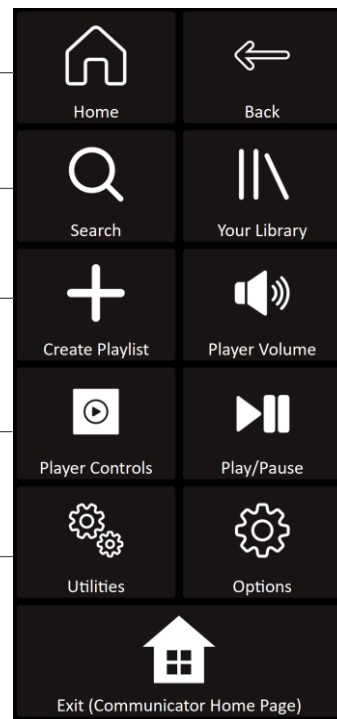
Return to Spotify Home Page

Provide search options (i.e. Left, Right, keyword search by bringing up Communicator 5 keyboard, Your Top Genres, Browse All)

Create a new playlist

Provide player control buttons (Play/Pause, Previous, Next, Forward or Backward 15 seconds, Toggle Shuffle, Toggle Repeat, Connect to Device)

Recover Spotify, close extra windows and more
(Refer to **Communicator 5 Accessible Apps - Utilities and Options Quick Guide** for details)



Return to the previous toolbar

Open user's Spotify library (saved playlist, albums, artists, podcasts, etc.) on the right

Provide volume options: Mute, Volume Up and Volume Down

Play or pause the current selection

Adjust volume, turn auto read on/off, and more
(Refer to **Communicator 5 Accessible Apps - Utilities and Options Quick Guide** for details)

Exit and return to Communicator 5 Home Page