

## Download and Use the Boardmaker 7 Student Center App: Quick Guide


The Boardmaker 7 Student Center App allows anyone with access to play Boardmaker activities on any computer, iPad, or Tobii device. It is a free download from the Windows store or iTunes. Your Boardmaker subscription includes the ability to add all the activities in your Boardmaker account to the app. This quick guide provides steps for connecting the Student Center App to a Boardmaker account and how to play activities in the app.

### Install the Free Boardmaker 7 Student Center

1. From the Windows, Google Play Store or iTunes Store, download the free Boardmaker 7 Student Center App.

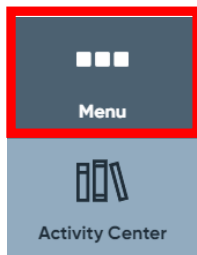


2. Explore sample games and activities.

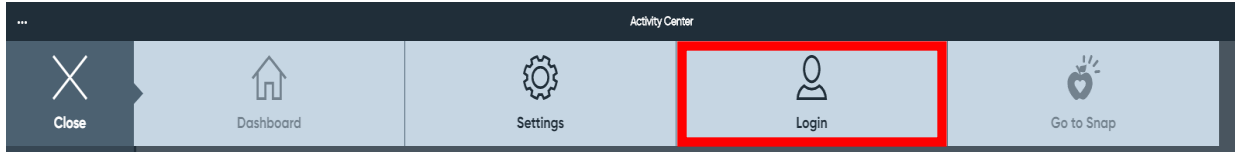


### Connect the Student Center App to a Boardmaker Subscription

1. In the Student Center App, select **Menu**.

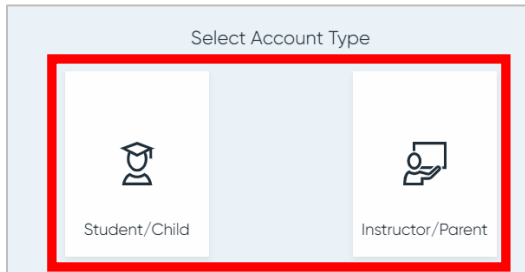


2. Select **Login**.



NOTE: To adjust access methods, voices, and interface tools, select **Settings**.

3. Select an Account Type- **Student/Child** or **Instructor/Parent**.

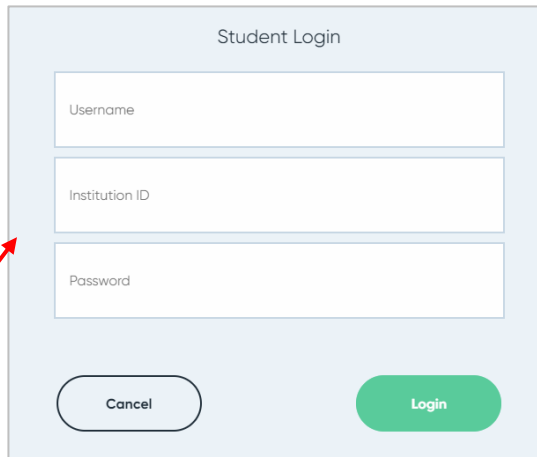
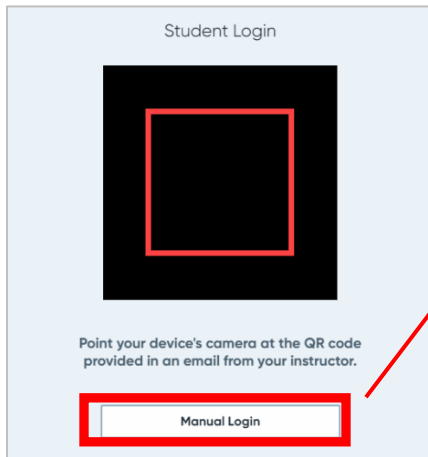


**Student/Child** opens activities assigned to a student account

**Instructor/Parent** opens activities in the instructor playlist. It also allows access to all student accounts assigned to the instructor.

The first time you log on, you will be asked to do one of the following:

- A. Student/Child- Scan the QR code provided by the instructor or select **Manual Login** if a QR code was not provided. To login manually, enter information into the fields and select **Login**.

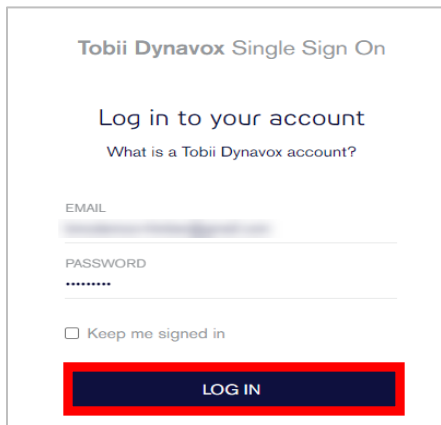


**Username**- assigned by the instructor when the student account was created

**Institution ID**- located on the instructor's myBoardmaker homepage

**Password**- assigned by the instructor when the student account was created

- B. Instructor/Parent log in using your Tobii Dynavox Single Sign On account. Select **Log In**.



4. Select any activity to play it in the app. If using an Instructor/Parent account, toggle between the instructor playlist and student assigned activities using the toggle at the top.



NOTE: Data is collected for all Performance Tracking activities when logged into a Student/Child account or accessing student activities through the My Students button. Instructors will find this data in the Student Management section of the Boardmaker website.